

2803/204

**PATTERN CONSTRUCTION II
AND GRADING TECHNIQUES I
PRACTICAL**

Oct. / Nov. 2022

Time: 4 hours



THE KENYA NATIONAL EXAMINATIONS COUNCIL

DIPLOMA IN FASHION DESIGN AND CLOTHING TECHNOLOGY

MODULE II

PATTERN CONSTRUCTION II AND GRADING TECHNIQUES I PRACTICAL

4 hours

INSTRUCTIONS TO CANDIDATES

1. *You should have the following items for this examination:*

- (i) $\frac{1}{4}$ scale ruler/ metric square;
- (ii) French curves;
- (iii) pencil (2H);
- (iv) rubber/ eraser;
- (v) 30 cm ruler;
- (vi) glue/ sellotape;
- (vii) paper cutting scissors;
- (viii) plain papers size A4(photocopying papers);
- (ix) paper pins;
- (x) tracing wheel.

2. *All stages of pattern development must be clearly shown.*

3. *All measurements used for grading must be indicated.*

This paper consists of 4 printed pages.

Candidates should check the question paper to ascertain that all the pages are printed as indicated and that no questions are missing.

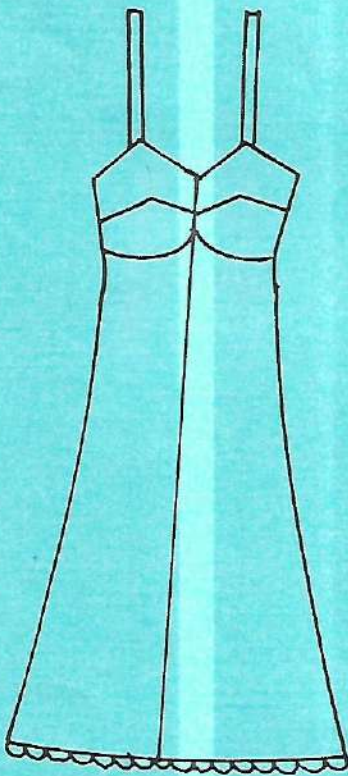
TASKS

1. Using the measurements provided, draft the shorts blocks.


Measurements

Waist	82 cm
Seat	100 cm
Body rise	28 cm
Full length	50 cm

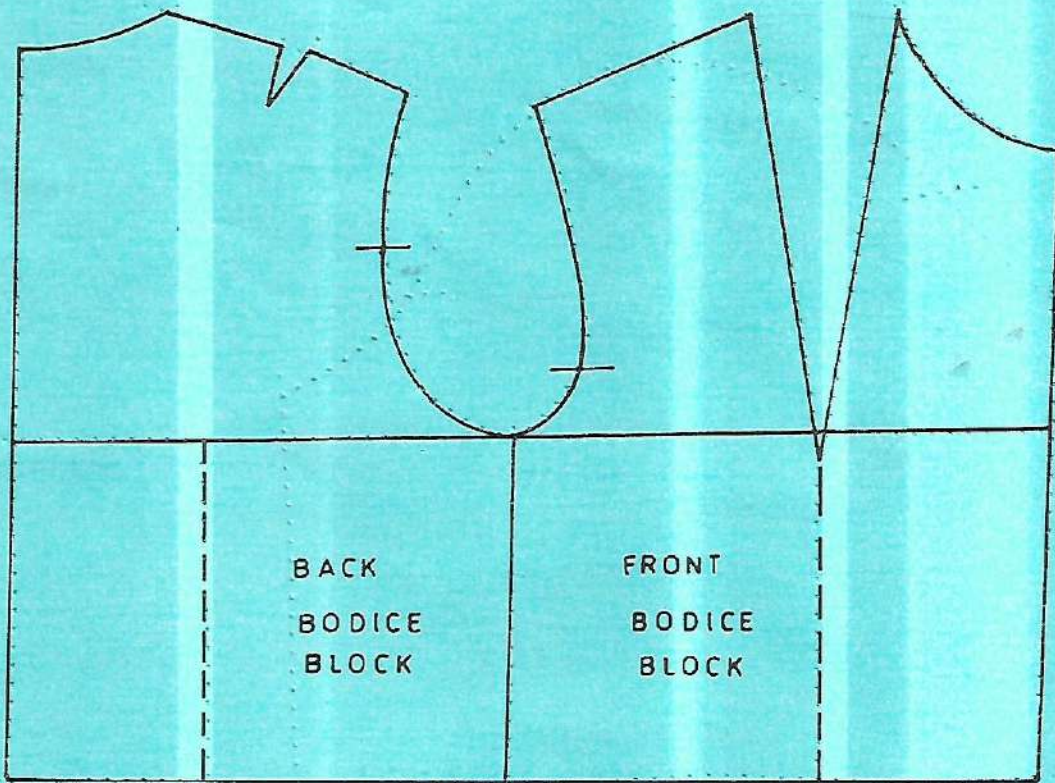
2. Trace out the bodice blocks provided and develop final patterns for the lingerie sketched below.
3. Trace out the sleeve block provided and grade one size up.



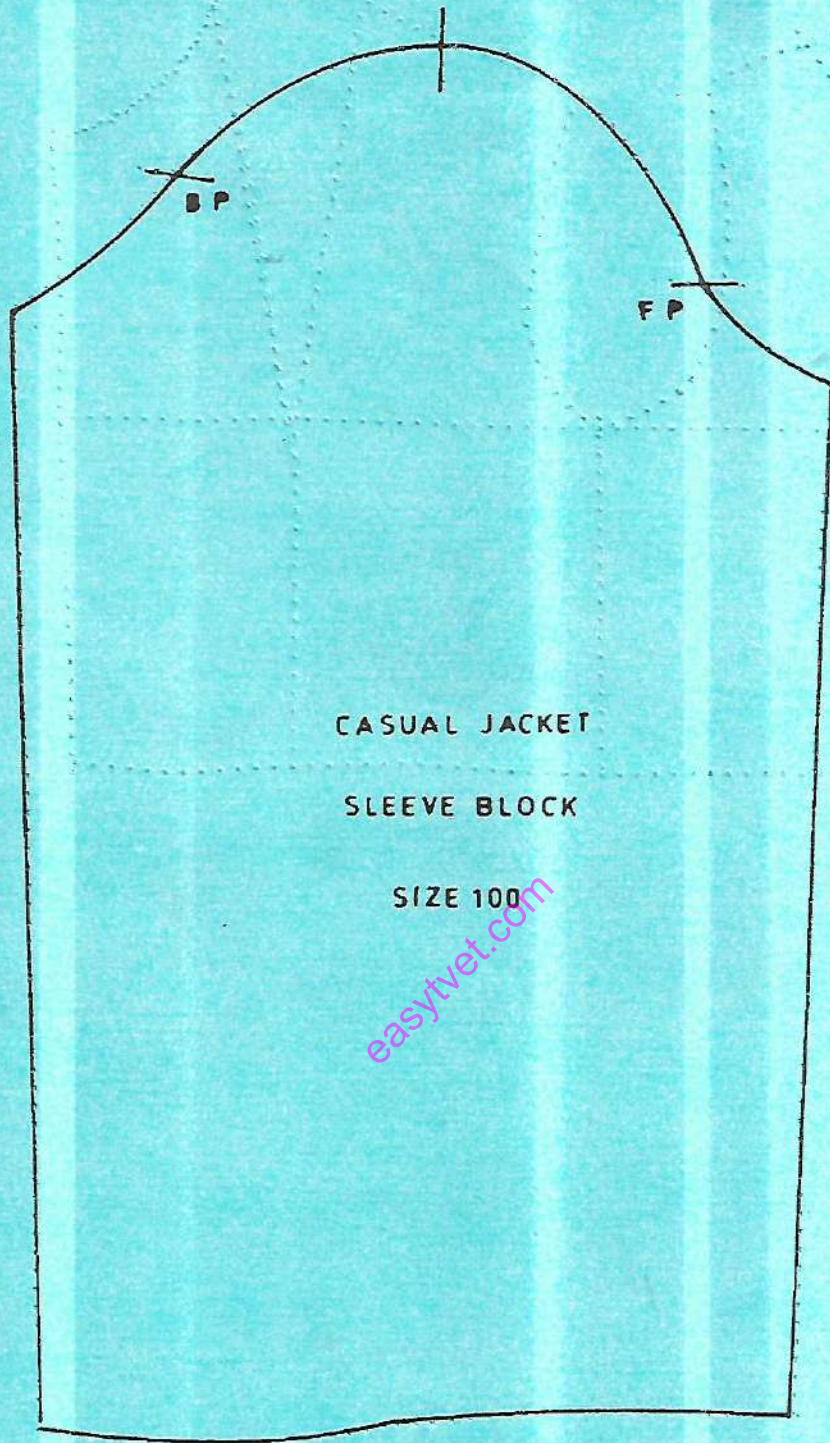
FRONT VIEW



BACK VIEW



easyvet.com



THIS IS THE LAST PRINTED PAGE.